



SI 0088
For technical personnel only!
1/1

SERVICE INFORMATION

VACUUM PUMP DAMAGE

INSUFFICIENT LUBRICATION DUE TO INCORRECT ASSEMBLY

Vehicle	Engine identification	Vacuum pump Pierburg No.
Citroën, Fiat, Peugeot with 1.8/1.9 l Diesel engine	XUD7, XUD9A, XUD9AU, XUD9TE, XUD9Y, D9B	7.24808.11.0



Possible complaints:

after having replaced the cylinder head

- Reduced braking power
- Loss of braking power support
- Total failure of the vacuum pump

During checks in the workshop it is determined that the vacuum pump has failed owing to insufficient lubrication. Affected are only vehicles with the engine identifications given above in which a vacuum pump has been built in which is driven by the camshaft. Vacuum pumps driven by a V-belt are not affected by this.


Cause:

When replacing the cylinder head within the scope of an engine repair, the closure screw was not removed which seals off the opening of the lubricating oil supply to the vacuum pump.




NOTE


Before installing a new vacuum pump the lubricating oil supply system must be checked under all circumstances! For checking, see Service Information SI 0101.




Vacuum pump
fitted to the cylinder head



Important: proper lubricating oil supply to the vacuum pump



In the case of vacuum pumps which are driven by the camshaft, this closure screw must be removed from the cylinder head.



If this is not done, the vacuum pump will suffer a total failure due to insufficient lubrication already when being operated for a short period of time.

All content including pictures and diagrams is subject to change. For assignment and replacement, refer to the current catalogues or systems based on TecAlliance.